




The BAC EL Workbench is configured as a Technician's Workbench, combining a benchtop with a fixed shelf over and modular drawer storage beneath. This configuration gives a technician ample space for scopes and scanners above the surface of the benchtop, tools and spares in the drawers beneath the bench top, and space to place their legs when sitting at the bench. Full bench space is available for use. Technicians from different industries require different configurations. The BAC EL Series Workbench caters for these. Under bench Drawer Storage Cabinets can either be 720mm, 840mm or 1020mm in height to cater for the ergonomic requirements of the technician. The partitions within the precision drawers can be adjusted to suit the equipment inventory. The workbench can be fitted with such optional features as lighting, power ducts and


vices. For electrostatically protected environments, the BAC EL Series can be fitted with an antistatic mat and a grounding kit with user wrist-strap.



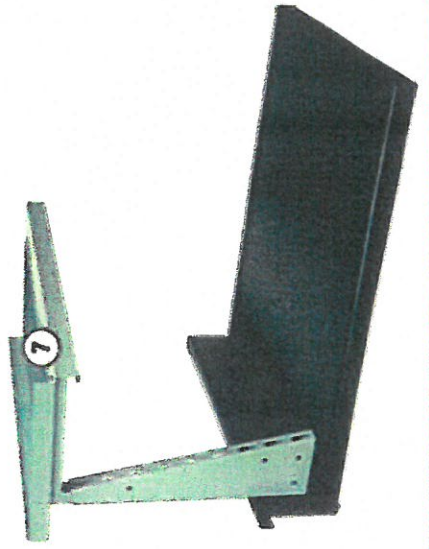
BAC ARBOPHEN (shown with benchback)
6 mm timberbased compressed resin surface, bonded to 36 mm timber core, edged with solid hardwood, sealed with clear finish.




LAMINATED HARDWOOD (shown with powerduct)
Lengths of solid hardwood laminated for strength, sealed with clear finish.




GALVANISED STEEL (shown with benchback)
2 mm galvanised steelsheet, folded over with welded corners, over 40 mm timber core.



STAINLESS STEEL (shown with powerduct)
1.2 mm stainless steelsheet over 40 mm timber core, with raised "wet" edge to prevent spilling.






EL1420

EL1720

EL2020



EL2430 (2430 mm long)

EL3030 (3030 mm long)

ARTICLE	TYPE	HEIGHT	DEPTH	WIDTH
① Benchtop	Ref. 1.14	32-44 mm	800 mm	1420-3030 mm
② Fixed stands	84/74	840 mm	740 mm	80 mm
④ BAC Module ('L' Series)	Ref. B1.10-13	720/840/1020 mm	755 mm	560 mm
⑧ Fixed shelf	FS	515 mm	360 mm	1420-3030 mm
OPTIONALS				
⑥ Powerduct instead of ⑤ Benchback	Ref. B1.17			
⑪ Footrest	FR	40-60 mm	144 mm	1420-3030 mm
⑫ Power side panel	PSP	480 mm		135 mm
⑯ Grounding kit	With wrist strap and pick-up (antistatic)			
⑰ Fluorescent light with switch	L18W	110 mm		600 mm



Workplace & Storage

EL Workbench

Workbenches "EL" Series